


# All About Me Color Book







This girl wears




.




This boy wears




.




This girl wears



.




This boy wears




.




This boy wears




.




This girl wears






This boy wears




.





This girl wears











.

ALL DONE



# Colors



red 	orange 	yellow 	green 	blue 
	pink 	brown 	purple 	

# All About Me Color Book

## Directions:

Print out pages on card stock.

Laminate book pages. Use binding machine or three-hole punch and use silver rings to bind the book. (I like to use the rings so I can change the order of pages to prevent memorization).

Add a soft velcro circle to each yellow box on sentence pages. Add a soft velcro circle to each white box on colors page.

Laminate colors. Cut out and add hard velcro to back of each color.

Place colors on colors page in order or scrambled.

ENJOY!!

# All About Me Theme

Thank you for your purchase! I hope you enjoy this activity.

Please feel free to email me with any questions at [BethJoJo15@gmail.com](mailto:BethJoJo15@gmail.com).

Please follow me at <https://www.teacherspayteachers.com/Store/Irish-Rose-Place>

All rights reserved by the author and permission to copy for classroom use only.

Electronic distribution limited to classroom use only.

Clip Art from:  
[www.edu-clips.com](http://www.edu-clips.com)



Created by Irish Rose Place