



All About Me Match Book




Created by Irish Rose Place


I can be a boy.




I can be a girl.




I have a home.




I have a family.







I have a birthday.




I have friends.




I have a favorite
color.




I have favorite
toys.





I have favorite
food.





I have a favorite
animal.





I have a favorite
book.



I have a favorite
T.V. show.



Laminate and cut out. Place velcro on the back of each piece.



All About Me Match Book

VELCRO

VELCRO

VELCRO

All About Me Match Book

Directions:

Print out all pages on paper.

Laminate match pages or put them inside a page protector. Place pages in binder.

Add a velcro strip to each page in yellow box.

Laminate pictures. Cut out and add velcro to back of each picture.

Laminate Pieces Page. Add 3 strips of velcro as marked.

Place pictures on velcro strip in order or scrambled.

Read book to student individually or as a group. Have student match the picture from pieces page to yellow box.

ENJOY!!