






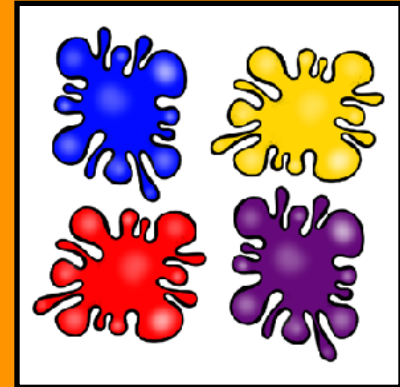







All About Me Match Cards



Created by Irish Rose Place









All About Me Match Pieces

VELCRO

VELCRO

VELCRO

All About Me Match Cards

Directions:

Print out cards on card stock. Print out matching pictures on paper or card stock.

Laminate and cut cards. Add a velcro to each card in gray box.

Laminate pictures. Cut out and add velcro to back of each picture.

Laminate Pieces Page. Add 3 strips of velcro as marked. Place pictures on velcro strip in order or scrambled.

Present cards to students and allow them to match the pictures from the pieces page.

This can be made into an independent task by putting cards in a container on the left, pieces page in the center and an empty container on the right of a box.

ENJOY!!

All About Me Theme

Thank you for your purchase! I hope you enjoy this activity.

Please feel free to email me with any questions at BethJoJo15@gmail.com.

Please follow me at <https://www.teacherspayteachers.com/Store/Irish-Rose-Place>

All rights reserved by the author and permission to copy for classroom use only.

Electronic distribution limited to classroom use only.

Clip Art from:
www.edu-clips.com



Created by Irish Rose Place